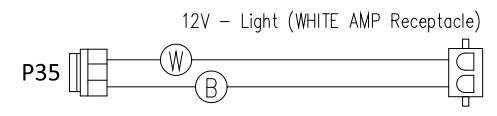
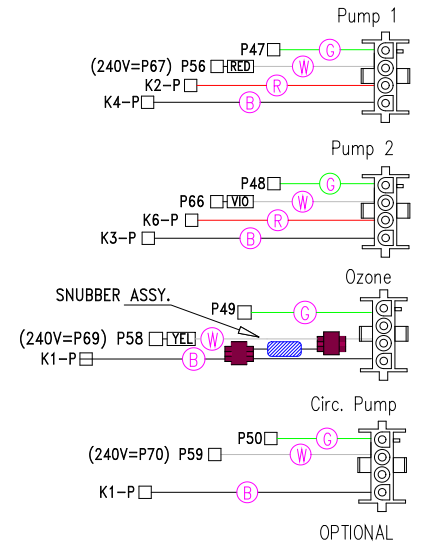
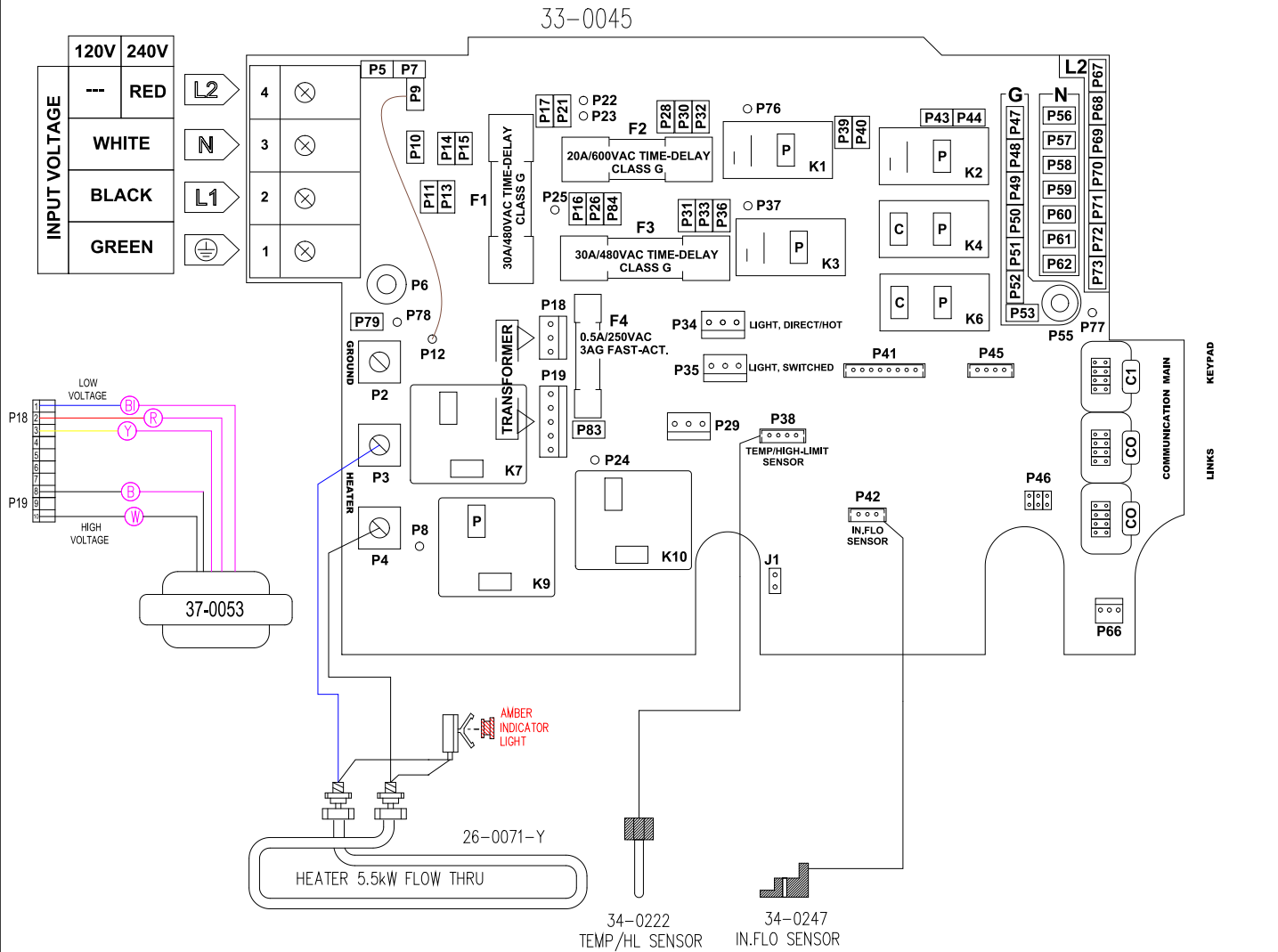


TO CONVERT CIRCUIT 120V OR 240V MOVE WHITE WIRE ACCORDINGLY
 120V COMPONENT = OPEN POSITION AT CONNECTION BLOCK "N"
 240V COMPONENT = OPEN POSITION AT CONNECTION BLOCK "L2"



System Setup Options (see manual to access these settings):
 Setup #7: System without Circulation Pump
 Setup #8: System with 24hr Circulation Pump
 Setup #9: System with Thermostatic/Filtration Circulation Pump

HYDRO-QUIP
 CORONA, CA (951) 273-7575

Manufacture Notes:

A disconnect means must be installed within sight from the equipment and at least five feet (1.52m) from the inside walls of pool, spa, or hot tub.

Drawn MBS	Rev 01	Wire Color Code B - Black G - Green Br - Brown Bl - Blue R - Red V - Violet O - Orange W - White Y - Yellow Gr - Gray
Date 11.13.17		
Diagram No. 9115		