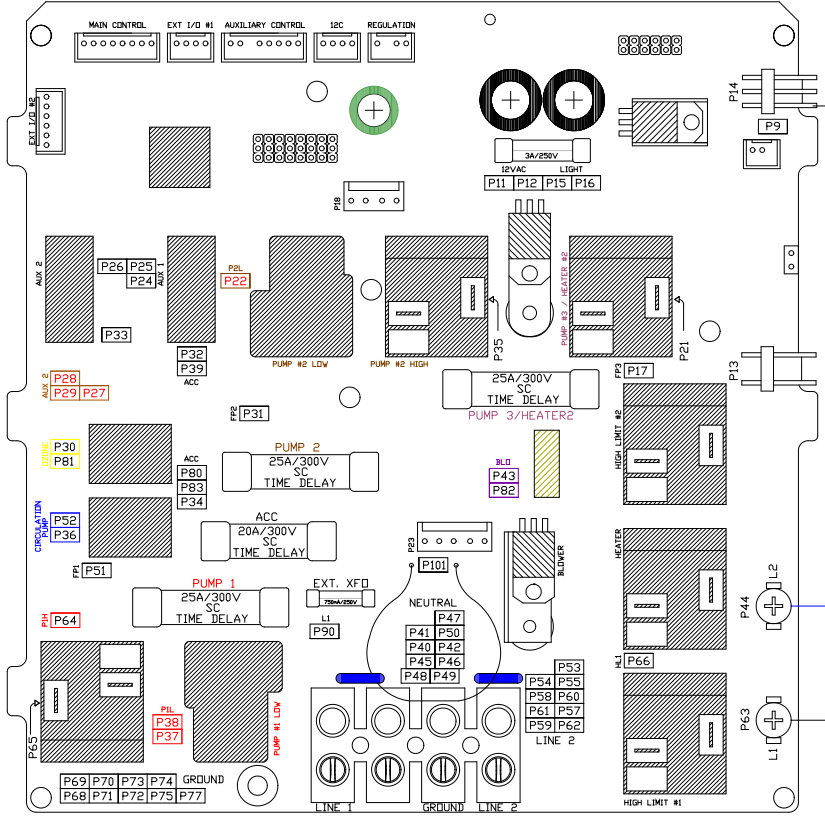


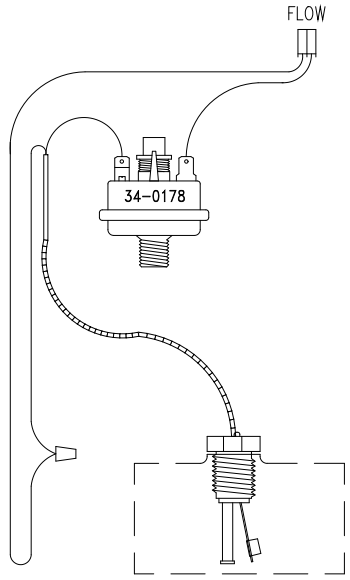
**LEGEND**

- - 1/4" QUICK CONNECT
- ▭ - 1/4" PIGGYBACK
- ⊞ - FORK CONNECTOR
- - RING CONNECTOR
- ◻ - SOCKET CONNECTOR
- △ - PIN CONNECTOR

33-0027-R2

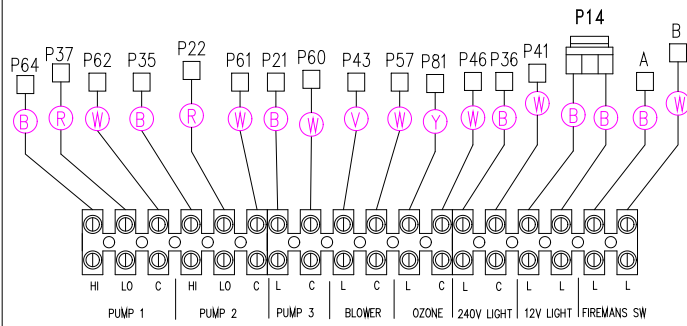


26-0053 - 5.5kW Heater



**MAIN INPUT SERVICE  
SEE MANUAL**

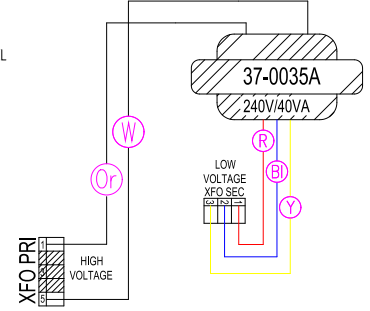
INSTALL EXPORT INPUT LABEL



COMPONENT CONNECTION STRIP - USE COPPER CONDUCTORS ONLY



**\*\*ALL COMPONENTS MUST BE GROUNDED\*\***



**HYDRO-QUIP**  
CORONA, CA (951) 273-7575

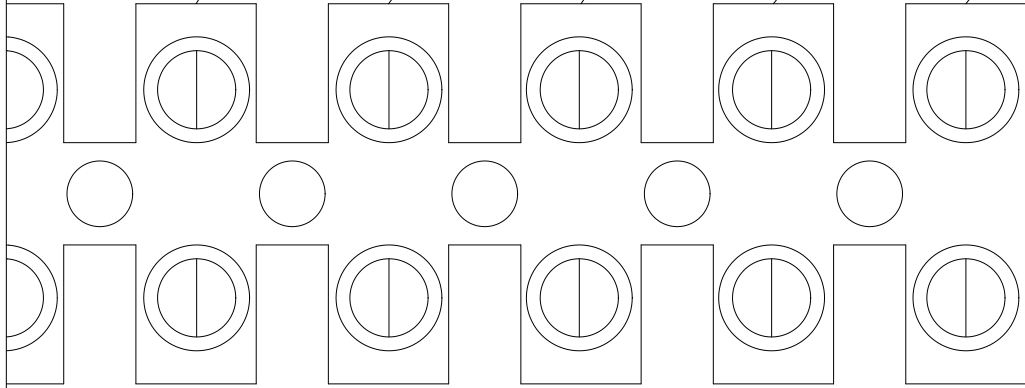
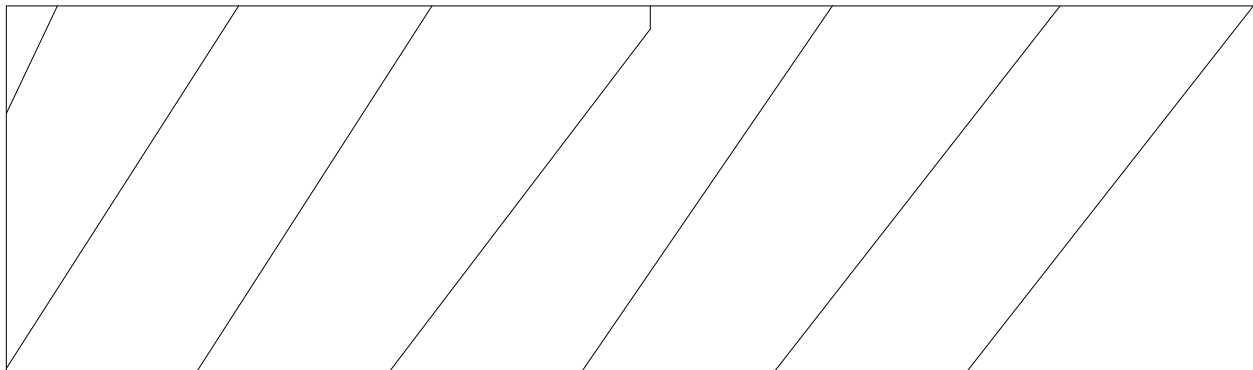
Manufacture Notes:

Dwg. No. **G822A0-KLPQY-J**

Drawn **MBS** Rev **01**  
Date **06.11.14**  
Diagram No. **5176**

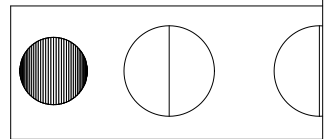
**Wire Color Code**

B - Black	G - Green
Br - Brown	Bl - Blue
R - Red	V - Violet
O - Orange	W - White
Y - Yellow	Gr - Gray



L	C	L	L	L	L	L
40V LIGHT		12V LIGHT		FIREMANS SW		

CONDUCTORS ONLY



\*\*AL

75

Manufacture Notes: