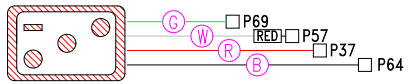
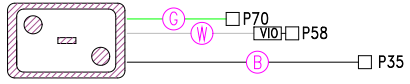


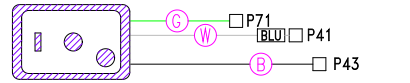
240V - Pump 1 (RED Receptacle)



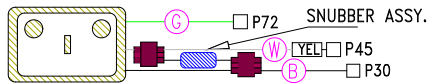
240V - Pump 2 (PINK Receptacle)



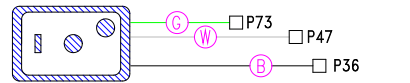
120V - Blower (PURPLE Receptacle)



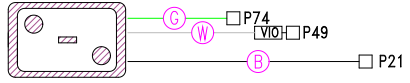
120V - Ozone (YELLOW Receptacle)



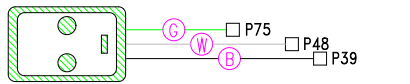
120V - Circ. Pump (BLUE Receptacle)



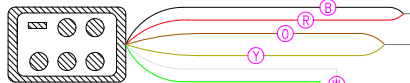
120V - Pump 3 (PINK Receptacle)



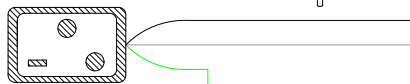
120V - Hot Accessory (GREEN Receptacle)



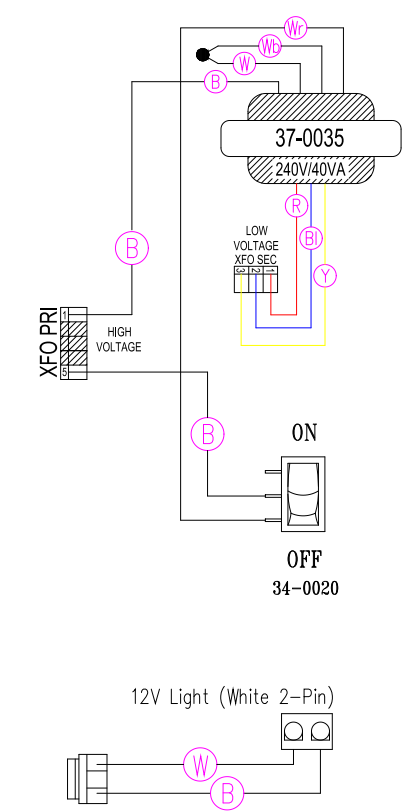
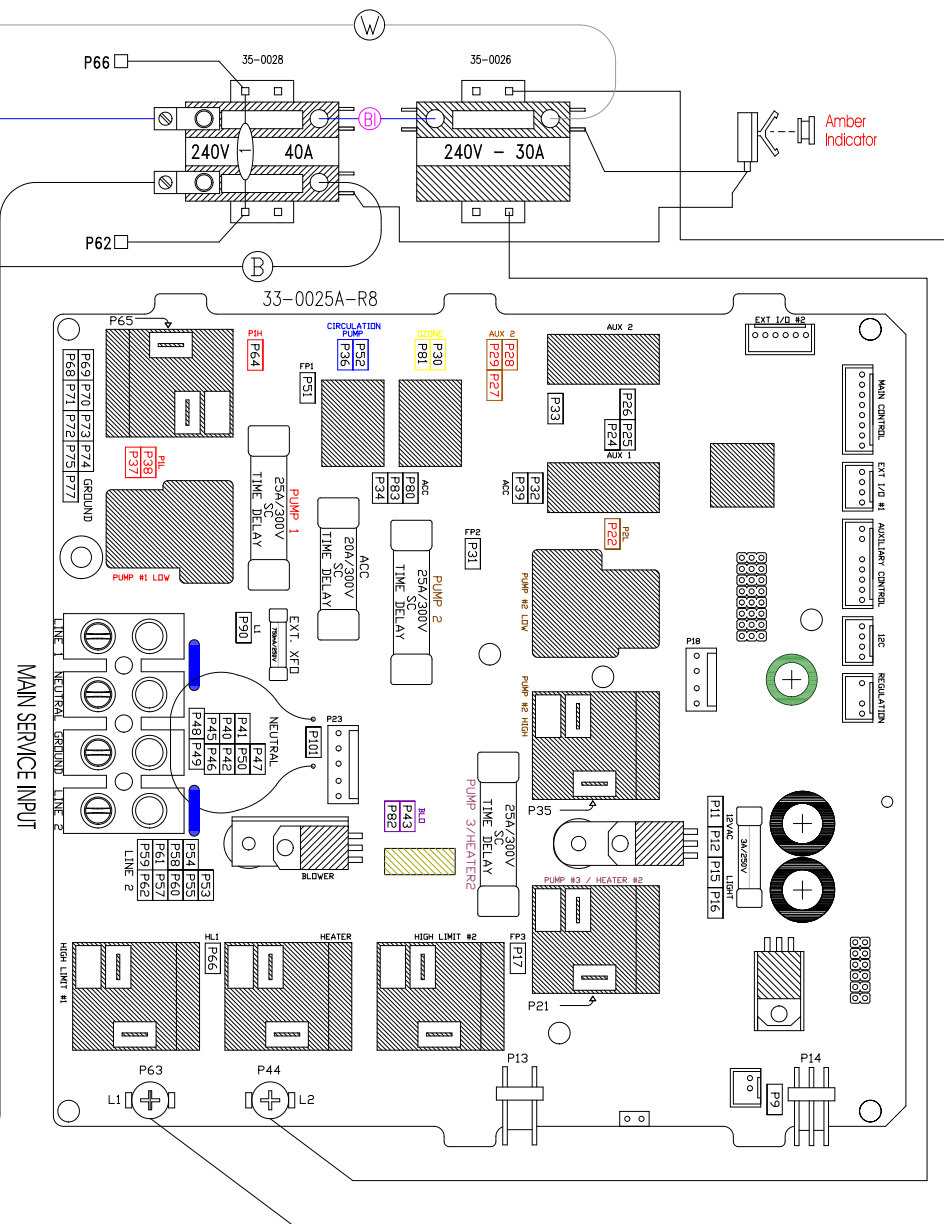
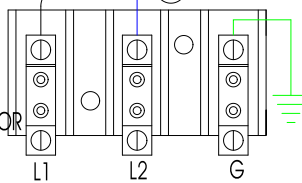
Heater 6-Pin (BLACK Receptacle)



Heater 3-Pin (BLACK Receptacle)



HEATER INPUT  
TERMINAL BLOCK  
USE COPPER CONDUCTOR  
ONLY



LEGEND	
	- 1/4" QUICK CONNECT
	- 1/4" PIGGYBACK
	- FORK CONNECTOR
	- RING CONNECTOR
	- SOCKET CONNECTOR
	- PIN CONNECTOR

**HYDRO-QUIP**  
CORONA, CA (909) 273-7575

Manufacture Notes:

Dwg. No.

Drawn  
BH  
Date  
05.15.07  
Diagram No.  
4614

Wire Color Code	
B - Black	G - Green
Br - Brown	Bl - Blue
R - Red	V - Violet
O - Orange	W - White
Y - Yellow	Gr - Gray

Connect to open Neutral connector

CUSTOMER INSTALLED JUMPER FOR 50Hz EXPORT ONLY!

Connect to open Line 2 connector