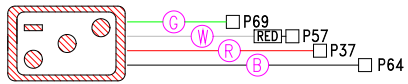
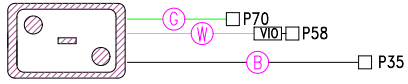


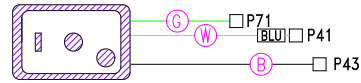
240V - Pump 1 (RED Receptacle)



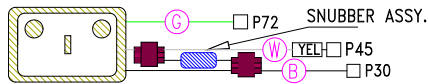
240V - Pump 2 (PINK Receptacle)



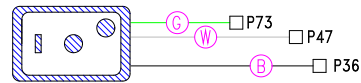
120V - Blower (PURPLE Receptacle)



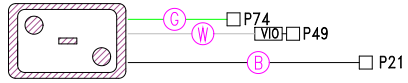
120V - Ozone (YELLOW Receptacle)



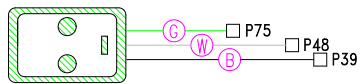
120V - Circ. Pump (BLUE Receptacle)



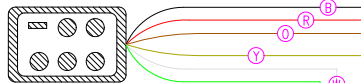
120V - Pump 3 (PINK Receptacle)



120V - Hot Accessory (GREEN Receptacle)



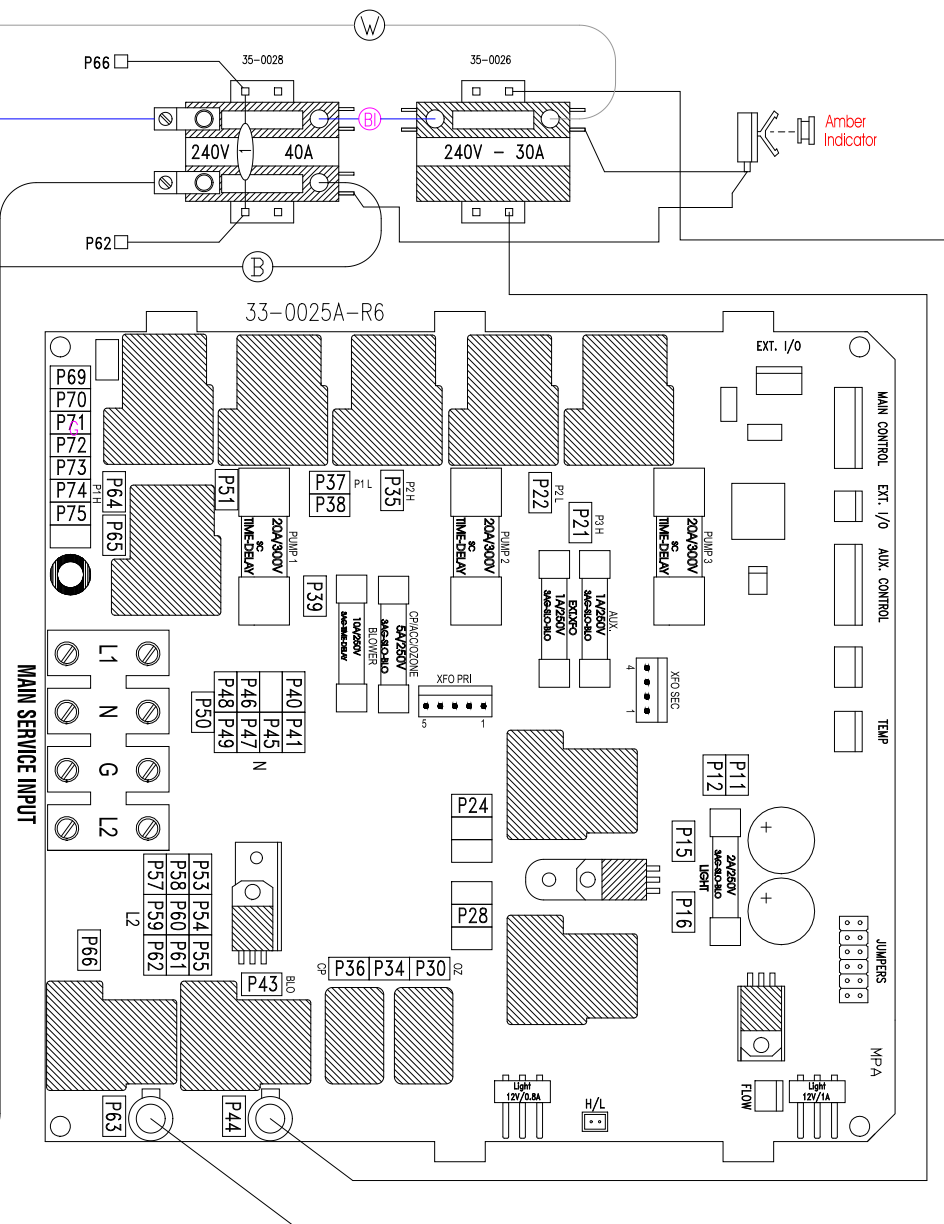
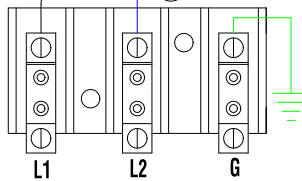
Heater 6-Pin (BLACK Receptacle)



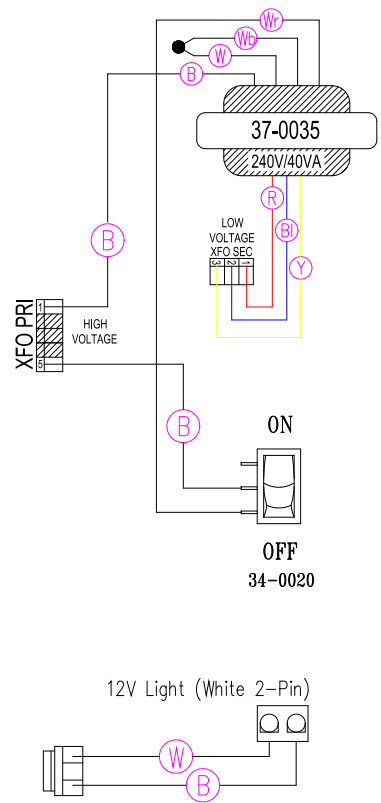
Heater 3-Pin (BLACK Receptacle)



**HEATER INPUT
TERMINAL BLOCK
USE COPPER CONDUCTOR
ONLY**



Connect to open Neutral connector CUSTOMER INSTALLED JUMPER FOR 50Hz EXPORT ONLY! Connect to open Line 2 connector



LEGEND	
	- 1/4" QUICK CONNECT
	- 1/4" PIGGYBACK
	- FORK CONNECTOR
	- RING CONNECTOR
	- SOCKET CONNECTOR
	- PIN CONNECTOR

HYDRO-QUIP
CORONA, CA (909) 273-7575

Manufacture Notes:

Dwg. No.

Drawn BH
Date 06.23.05
Diagram No. 4614

Wire Color Code	
B - Black	G - Green
Br - Brown	Bl - Blue
R - Red	V - Violet
O - Orange	W - White
Y - Yellow	Gr - Gray