

12V Light (White 2-Pin)

ON

OFF

SYSTEM FUSE

RED INDICATOR LIGHT

HIGH-LIMIT

RED INDICATOR LIGHT

PUMP 1 FUSE

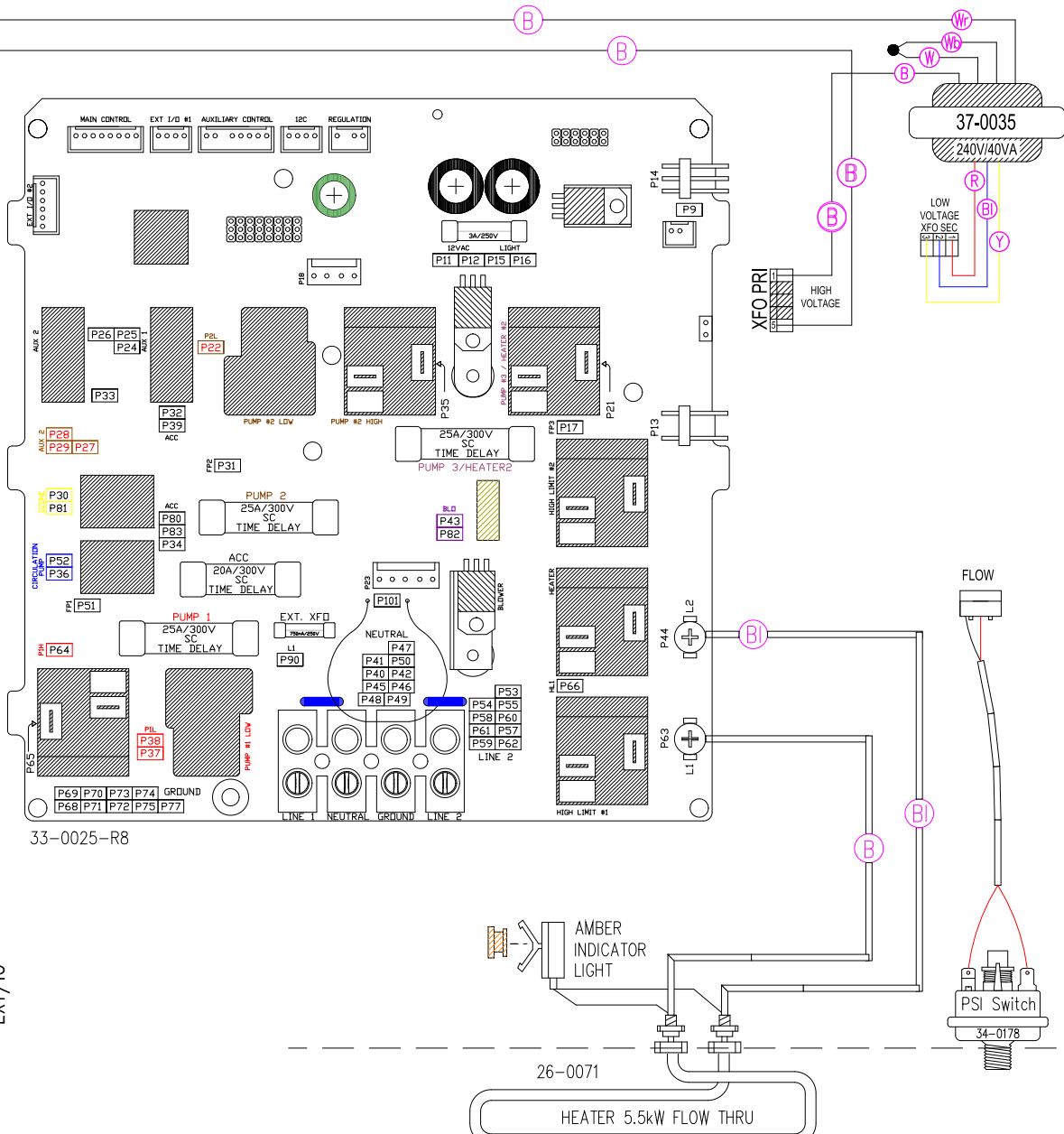
RED INDICATOR LIGHT

PUMP 2 FUSE

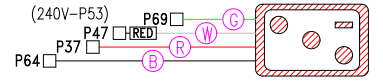
RED INDICATOR LIGHT

AIR/CIRC/OZ FUSE

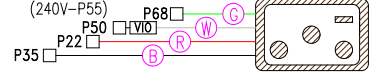
RED INDICATOR LIGHT



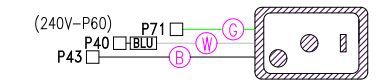
Pump 1 - 1 or 2 Speed (RED Receptacle)



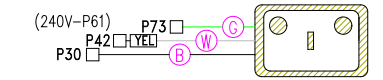
Pump 2 - 1 or 2 Speed (BROWN Receptacle)



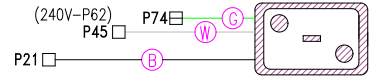
Air Blower (PURPLE Receptacle)



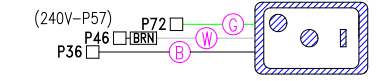
Ozone (YELLOW Receptacle)



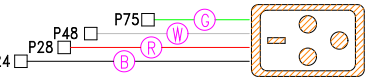
Pump 3 - (PINK Receptacle)



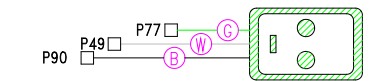
Circ. Pump (BLUE Receptacle)



Fiber Optic / Auxillary (ORANGE Receptacle)



Hot Acc. Receptacle (Green)



HYDRO-QUIP
CORONA, CA (951) 273-7575

For 120V Operation:

Manufacture Notes: EX: R - DENOTES THE COLOR OF HEAT SHRINK USED.

Drawn	Rev	Wire Color Code	
MBS	4		
Date	03.04.09	B - Black	G - Green
Diagram No.	4431	Br - Brown	Bl - Blue
		R - Red	V - Violet
		O - Orange	W - White
		Y - Yellow	Gr - Gray