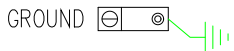
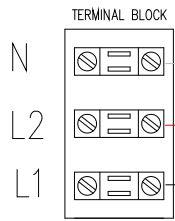
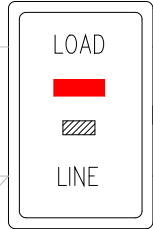


USE COPPER  
CONDUCTORS  
ONLY



GFCI LOOP

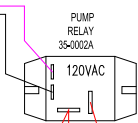
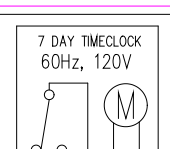
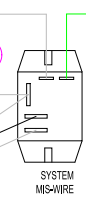
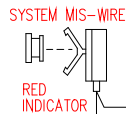
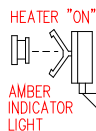
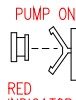
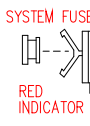
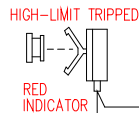
HIGH CURRENT  
GFCI



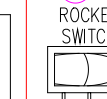
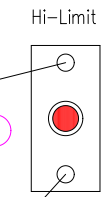
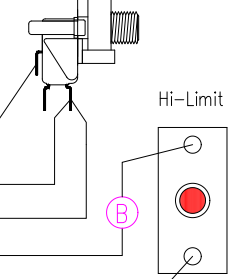
HIGH CURRENT GFCI  
PT#: 48-0152A

VDS CONFIGURATION

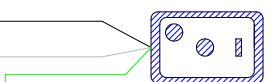
- HEATER "ON"
- PUMP "ON"
- CHECK SYSTEM FUSE
- HIGH-LIMIT TRIPPED
- SYSTEM MIS-WIRE



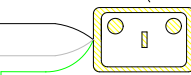
POWER AIR SWITCH



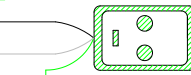
120V-PUMP RECEPTACLE (BLUE)



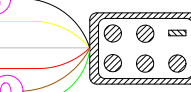
120V-Sanitizer (YELLOW Receptacle)



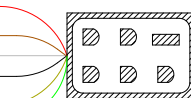
120V-Safety Light (GREEN Receptacle)



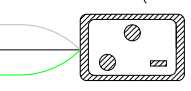
Accessory Interface Receptacle



Remote Control Receptacle



Booster Heater (BLACK Receptacle)



26-0071-F-FA - HEATER 5.5kW FLOW THRU

Manufacture Notes:

Dwg. No.  
10000-HKQTY-J

Drawn  
MBS

Rev  
01

Date  
01.21.14

Diagram  
No. 2025

Wire Color Code

- B - Black
- Br - Brown
- R - Red
- O - Orange
- Y - Yellow
- G - Green
- Bl - Blue
- V - Violet
- W - White
- Gr - Gray