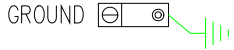
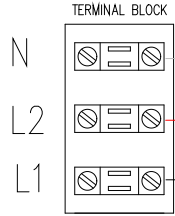
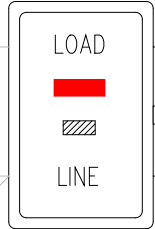


USE COPPER  
CONDUCTORS  
ONLY



GFCI LOOP

HIGH CURRENT  
GFCI



HIGH CURRENT GFCI  
PT#: 48-0152A

VDS CONFIGURATION

- HEATER "ON"
- PUMP "ON"
- CHECK SYSTEM FUSE
- HIGH-LIMIT TRIPPED
- SYSTEM MIS-WIRE

Manufacture Notes:

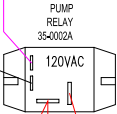
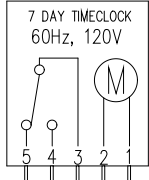

SYSTEM MIS-WIRE  
RED INDICATOR

SYSTEM FUSE  
RED INDICATOR

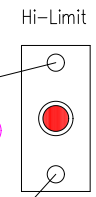
26-0071-FA - HEATER 5.5kW FLOW THRU

HEATER "ON"  
AMBER INDICATOR LIGHT

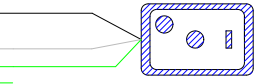
HIGH-LIMIT TRIPPED  
RED INDICATOR



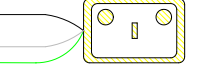
POWER AIR SWITCH



120V-PUMP RECEPTACLE (BLUE)



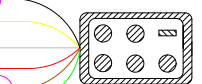
120V-Sanitizer (YELLOW Receptacle)



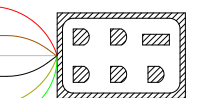
120V-Safety Light (GREEN Receptacle)



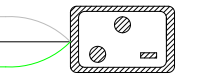
Accessory Interface Receptacle



Remote Control Receptacle



Booster Heater (BLACK Receptacle)



Dwg. No.  
10000-HKQTY-J

Drawn  
MBS

Rev  
05

Wire Color Code

Date  
01.09.14

Diagram No.  
2015

- B - Black
- Br - Brown
- R - Red
- O - Orange
- Y - Yellow
- G - Green
- Bl - Blue
- V - Violet
- W - White
- Gr - Gray