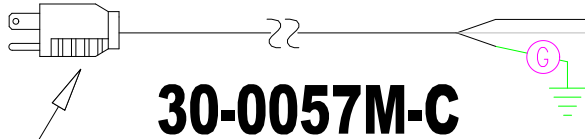


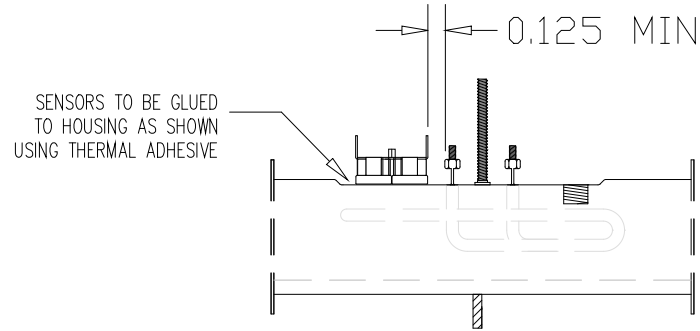
REV 1	CORD CHANGED TO 30-0057M-C
REV 2	CHANGE TO PLASTIC BOX
REV 3	CHANGE TO NEW SENSOR CONFIG.

**3 FT CORD ( 18 / 3 )**



**30-0057M-C**

BLACK PLUG



37-0020C  
Indicator  
Light

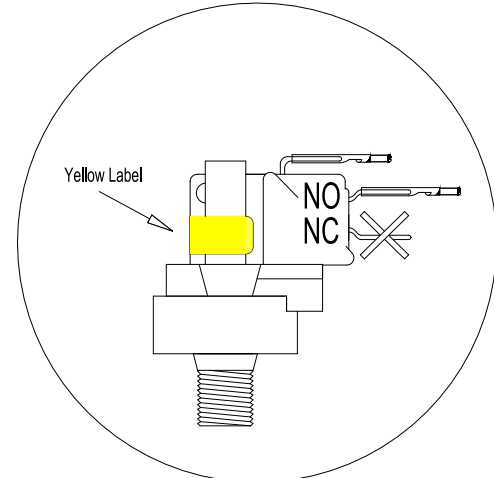
W

B

Auto Reset T-Stat  
34-0147R

34-0146A  
Auto Reset Hi-Limit

R

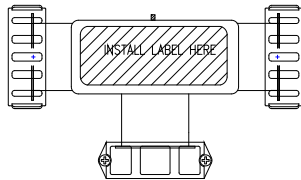


PRESSURE  
SWITCH  
34-0148A

TEE  
HEATER  
1.0kW @ 120V

48-P143MPWS(13-0030A/12-0202)

48-F1BP-81



42-0014WW SPLIT NUT

Manufacture Notes:

**HYDRO-QUIP**  
CORONA, CA (951) 273-7575

Drawn	MBS	Rev	3
Date	01.15.09		
Diagram No.	1345		

Wire Color Code

B - Black	G - Green
Br - Brown	Bl - Blue
R - Red	V - Violet
O - Orange	W - White
Y - Yellow	Gr - Gray