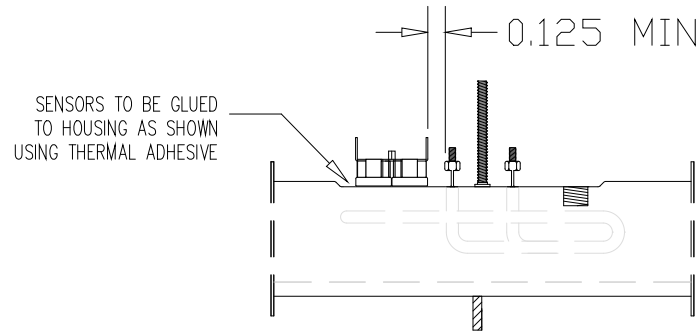


REV 1	CORD CHANGED TO 30-0057M-C
REV 2	CHANGE TO PLASTIC BOX
REV 3	CHANGE TO NEW SENSOR CONFIG.
REV 4	CHANGE TO 30-0057M-B

**3 FT CORD ( 16 / 3 )**

**30-0057M-B**

LIT PLUG

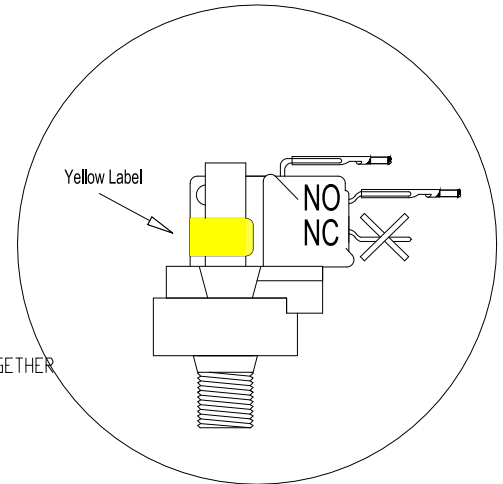


37-0020C  
Indicator  
Light

Auto Reset T-Stat  
34-0147R

SENSORS SOLDERED TOGETHER

34-0146A  
Auto Reset Hi-Limit

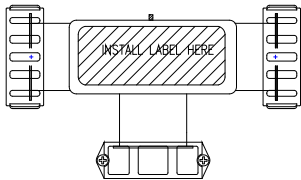


PRESSURE  
SWITCH  
34-0148A

TEE  
HEATER  
1.0kW @ 120V

48-P143MPWS(13-0030A/12-0202)

48-F1BP-81



42-0014WW SPLIT NUT

Manufacture Notes:

**HYDRO-QUIP**  
CORONA, CA (951) 273-7575

Drawn	MBS	Rev	04
Date	09.27.10		
Diagram No.	1345		

Wire Color Code	
B - Black	G - Green
Br - Brown	Bl - Blue
R - Red	V - Violet
O - Orange	W - White
Y - Yellow	Gr - Gray