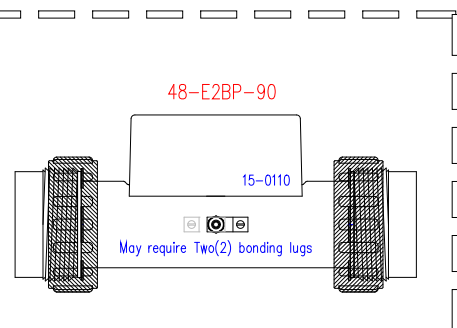
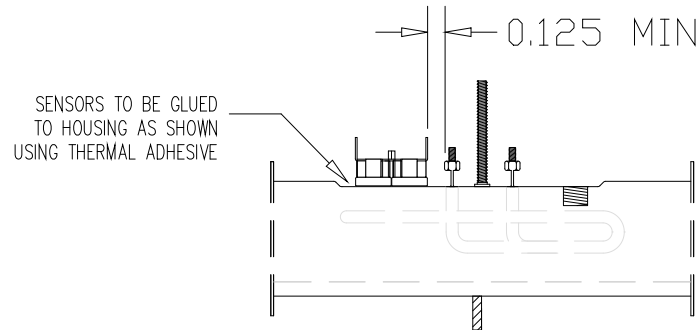


30-0057MB  
3 FOOT 15 AMP POWER CORD



37-0020C  
Amber Indicator  
Light

INLINE HEATER  
1.5kW @ 120V

48-V221A-7 (26-0021A-7)

W

B

Auto Reset T-Stat  
34-0147R

SENSORS SOLDERED TOGETHER

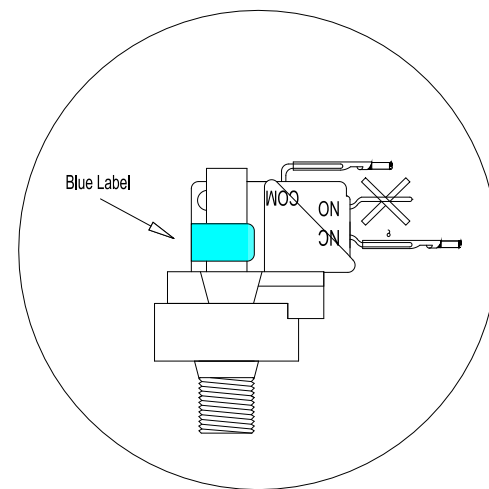
34-0146A  
Auto Reset Hi-Limit

R

Note: The normally open (NO)  
and normally closed (NC)  
vacuum switch terminal  
positions differ from pressure  
switch positions.

B

VACUUM  
SWITCH  
34-0069C



Manufacture Notes: HEATER TO BE MOUNTED ON SUCTION SIDE OF PUMP.

HYDRO-QUIP  
CORONA, CA (951) 273-7575

Drawn MBS	Rev 4
Date 02.10.10	
Diagram No. 1340-3	

Wire Color Code	
B - Black	G - Green
Br - Brown	Bl - Blue
R - Red	V - Violet
O - Orange	W - White
Y - Yellow	Gr - Gray