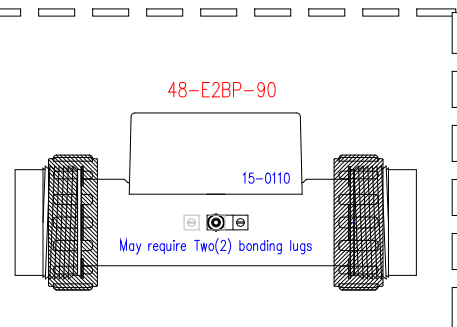
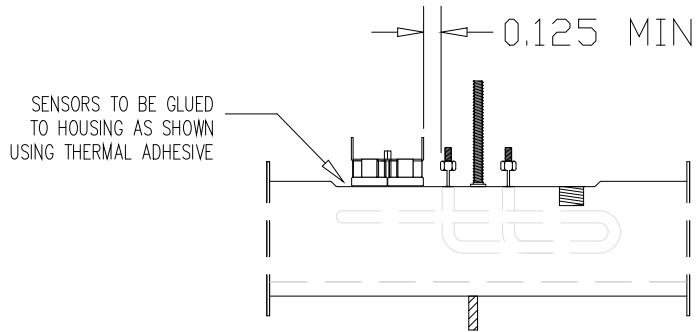


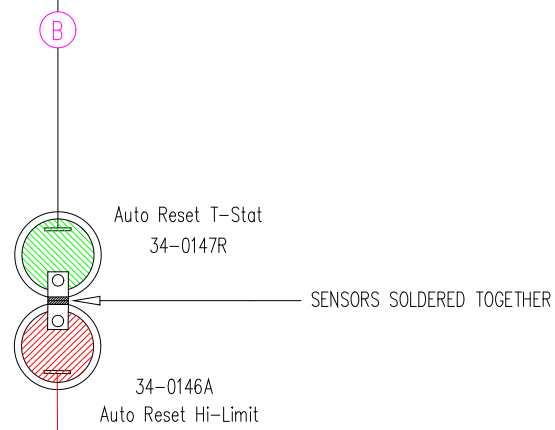
30-0057MB  
3 FOOT 15 AMP POWER CORD



37-0020C  
Amber Indicator  
Light

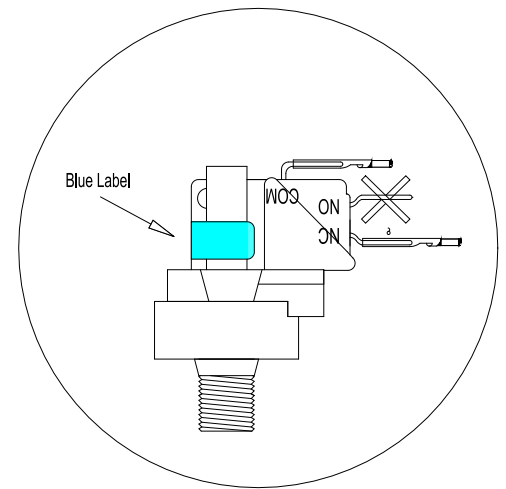
INLINE HEATER  
1.5kW @ 120V

48-V221A-7A (12-0203/13-0030B)



Note: The normally open (NO) and normally closed (NC) vacuum switch terminal positions differ from pressure switch positions.

VACUUM SWITCH  
34-0069C



**HYDRO-QUIP**  
CORONA, CA (951) 273-7575

Manufacture Notes: HEATER TO BE MOUNTED ON SUCTION SIDE OF PUMP.

Drawn MBS	Rev 3	Wire Color Code	
Date 09.08.08		B - Black	G - Green
Diagram No. 1340-3		Br - Brown	Bl - Blue
		R - Red	V - Violet
		O - Orange	W - White
		Y - Yellow	Gr - Gray