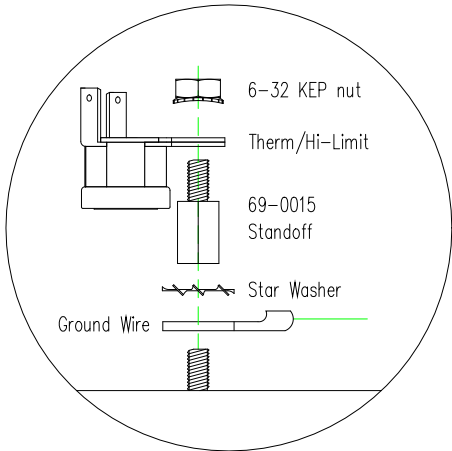
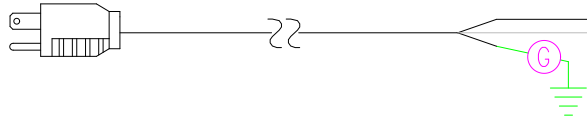


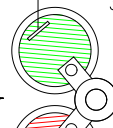
3 FOOT 15 AMP POWER CORD



W

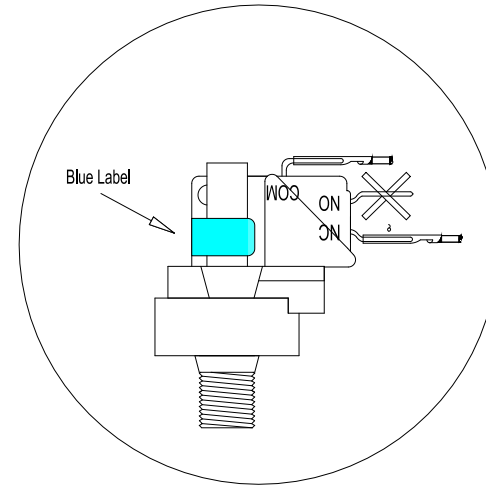
B

Auto Reset T-Stat (Black)
34-0147R



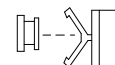
34-0146A
Self-Hold Hi-Limit (Brown)

R



Note: The normally open (NO) and normally closed (NC) vacuum switch terminal positions differ from pressure switch positions.

Amber Indicator Light

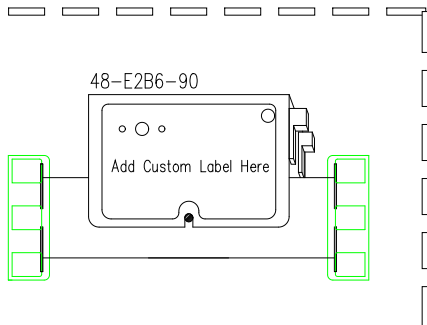


INLINE HEATER
1.5kW @ 120V

48-V221A-7A (12-0203/13-0030B)

B

VACUUM SWITCH
34-0069C



HYDRO-QUIP
CORONA, CA (951) 273-7575

Manufacture Notes: HEATER TO BE MOUNTED ON SUCTION SIDE OF PUMP.

Drawn BH	Rev 0
Date 05.31.06	
Diagram No. 1340-3	

Wire Color Code	
B - Black	G - Green
Br - Brown	Bl - Blue
R - Red	V - Violet
O - Orange	W - White
Y - Yellow	Gr - Gray